

STANDARD  
ET SUR  
MESURE



Prépeinture blanche

RAL au choix

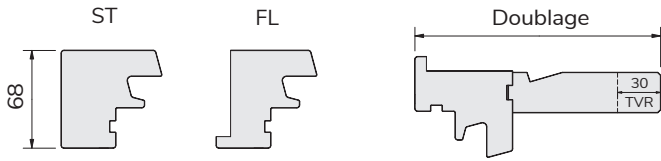


GAMME	AEVM	UW		DB	COMPOSITION VITRAGE	UG	SW	TLW	
		NIANGON TIAMA	CHÊNE MOVINGUY						
EXCELLENCE	Double joint Rapport essai FCBA 404/12/415/1	A*4 E*6B V*B3	1,1	1,2	28	4 Fe-10wn-4-10wn-4 Fe + argon avec soubassement	0,8	0,30	0,42
EXCELLENCE	Double joint Rapport essai FCBA 404/12/415/2	A*4 E*6B V*B3	1,3	1,4	37	Silence 44 <sup>2</sup> -16wn-10 Fe + argon avec soubassement	1,1	0,33	0,45
EXCELLENCE	Double joint Rapport essai FCBA 404/12/415/3	A*4 E*6B V*B3	1,3	1,4	38	Silence 44 <sup>2</sup> -16wn-10 Fe + argon	1,1	0,33	0,45
EXCELLENCE	Double joint Rapport essai FCBA 404/12/415/4	A*4 E*6B V*B3	1,5	1,6	40	Silence 44 <sup>2</sup> Fe-12wn - Silence 66 <sup>2</sup> + argon	1,3	0,24	0,24

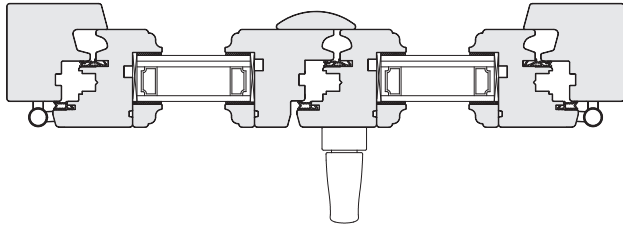
ESSENCES BOIS



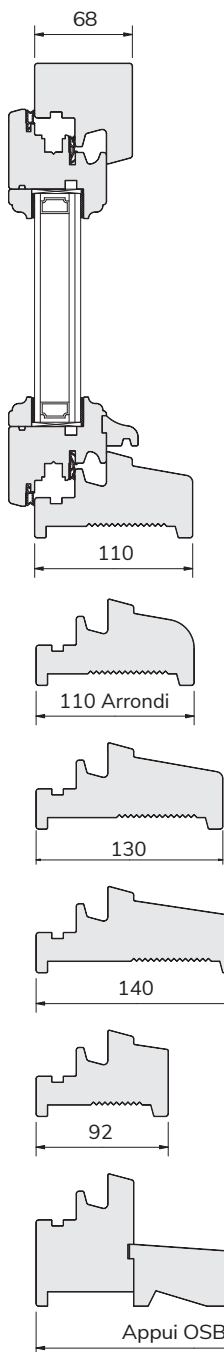
DORMANTS



COUPE HORIZONTALE FENÊTRE

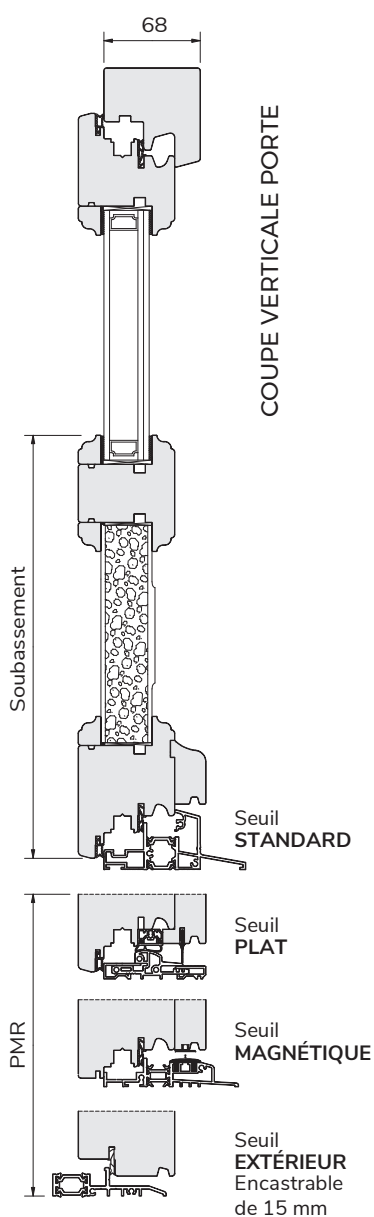


COUPE VERTICALE FENÊTRE



DIFFÉRENTS APPUIS

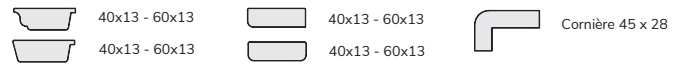
COUPE VERTICALE PORTE



DORMANTS RÉNOVATION

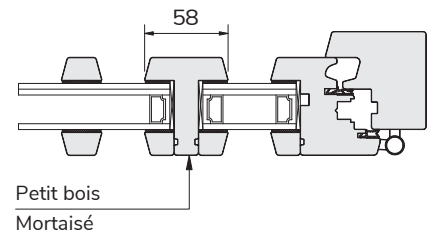
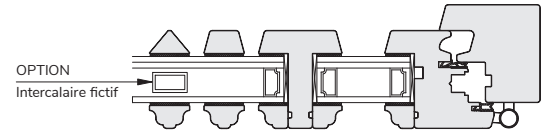
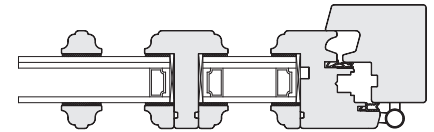


HABILLAGES

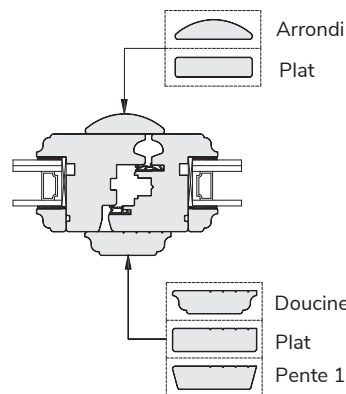


MOULURATION

Petit bois collé  
28 et 35 mm



COUVRE JOINT



COUPE HORIZONTALE PORTE

